

North Carolina Wesleyan College

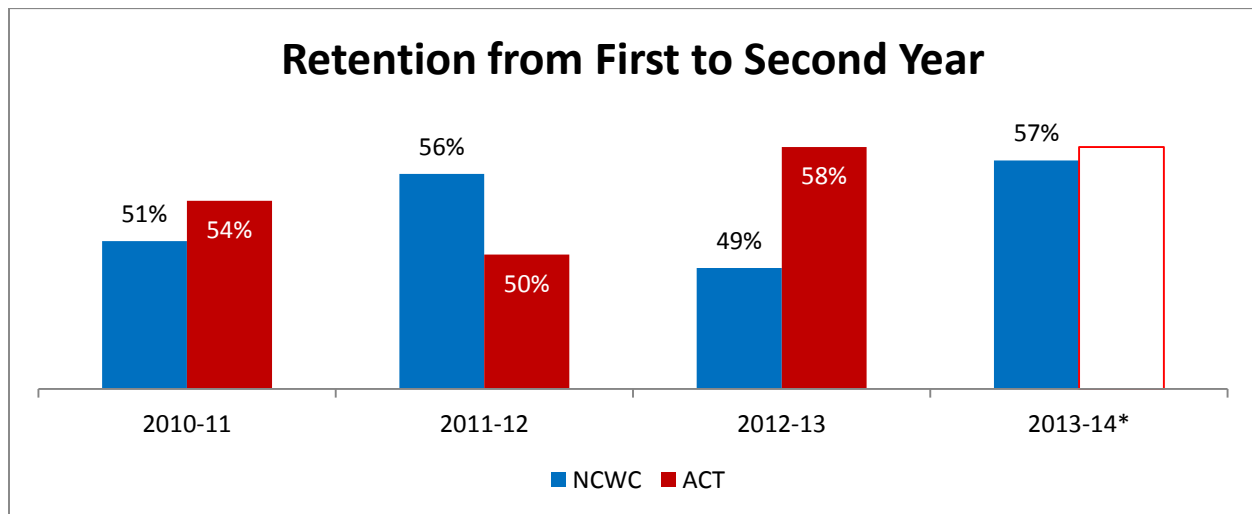
2014 Student Achievement and Success

North Carolina Wesleyan College (NCWC) monitors student achievement in a variety of ways. Examples include retention from first to second year, persistence to degree (graduation rate), preparation for graduate studies and/or employment, success in securing jobs or gaining admittance to graduate school, and outcomes for licensing examinations. Data for each of these are provided in the Student Achievement and Success Report.

In accordance with the SACSCOC policy statement on Institutional Obligations for Public Disclosure and Federal Requirement 4.1, NCWC provides and annually updates information regarding its goals for student achievement and the success of students in achieving those goals in the Student Achievement and Success Report.

Retention from First to Second Year

Goal: North Carolina Wesleyan's first to second year retention rates will exceed the national average for colleges with liberal freshman admissions policies as reported by [ACT](#).



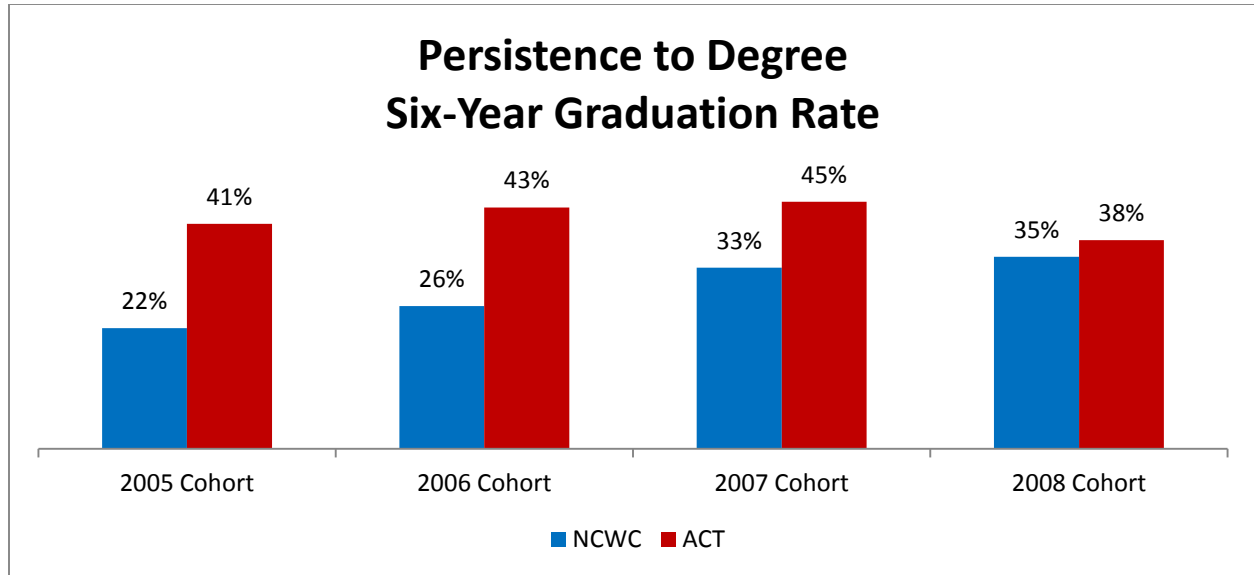
NCWC: FA2010 thru FA2014 First-time Freshmen Cohort Files

ACT: 2011 thru 2014 National Collegiate Retention and Persistence to Degree Rates

*ACT data was not available for 2013-14 on the date this report was created.

Persistence to Degree

Goal: North Carolina Wesleyan's six year graduation rates will exceed the national average of colleges with liberal freshman admissions policies as reported by ACT.

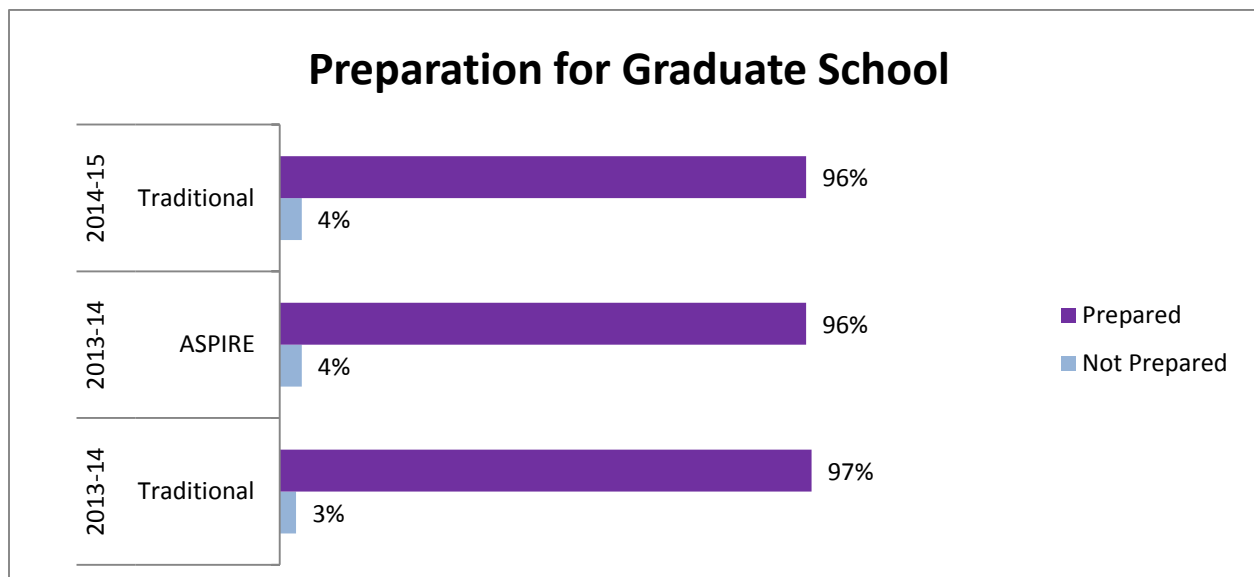


NCWC: FA2005 thru FA2008 First-time Freshmen Cohort Files

ACT: 2011 thru 2014 National Collegiate Retention and Persistence to Degree Rates

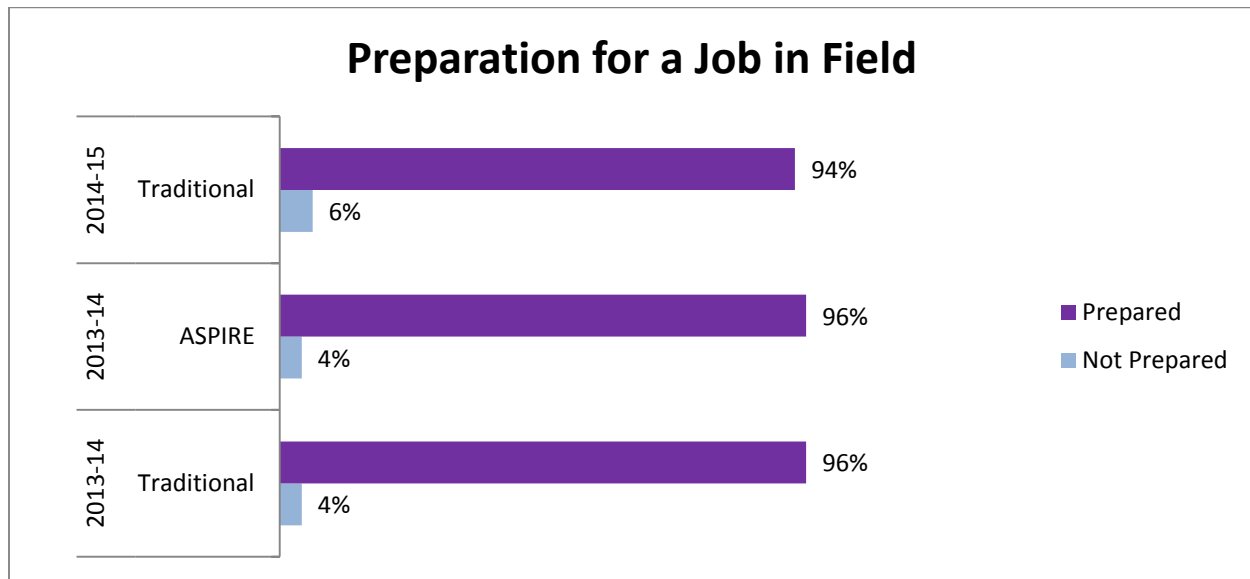
Students' Preparation for Graduate School

Goal: over 90% of graduating students will report NCWC prepared them for graduate school.



Students' Preparation for a Job in Field

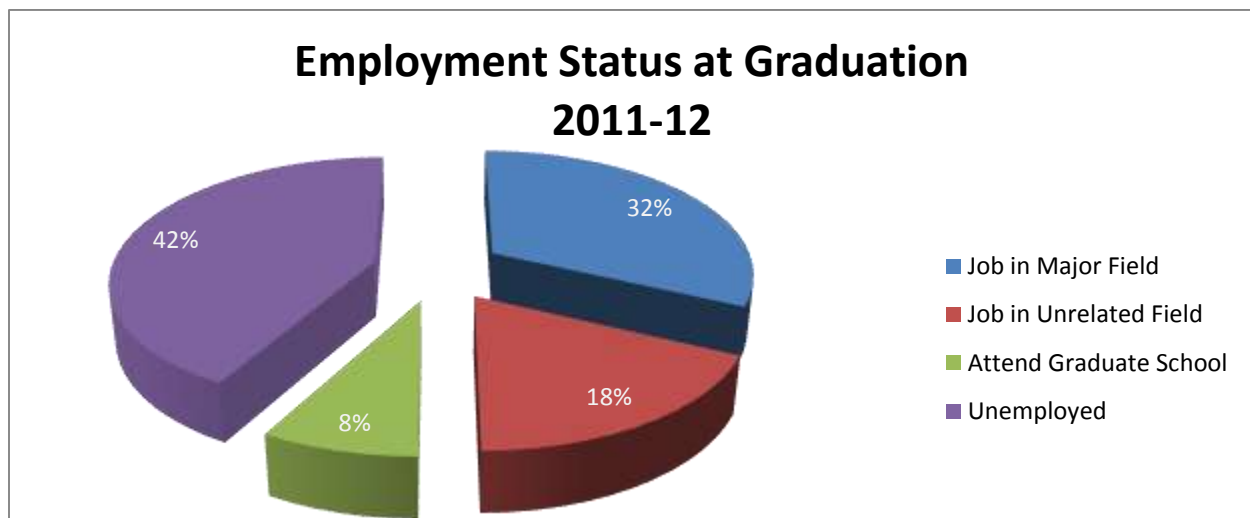
Goal: over 90% of graduating students will report NCWC prepared them for a job in the major field.



NCWC: 2013-14 and 2014-15 Graduating Student Surveys for Traditional Students and 2013-14 Graduating Student Survey for ASPIRE Students

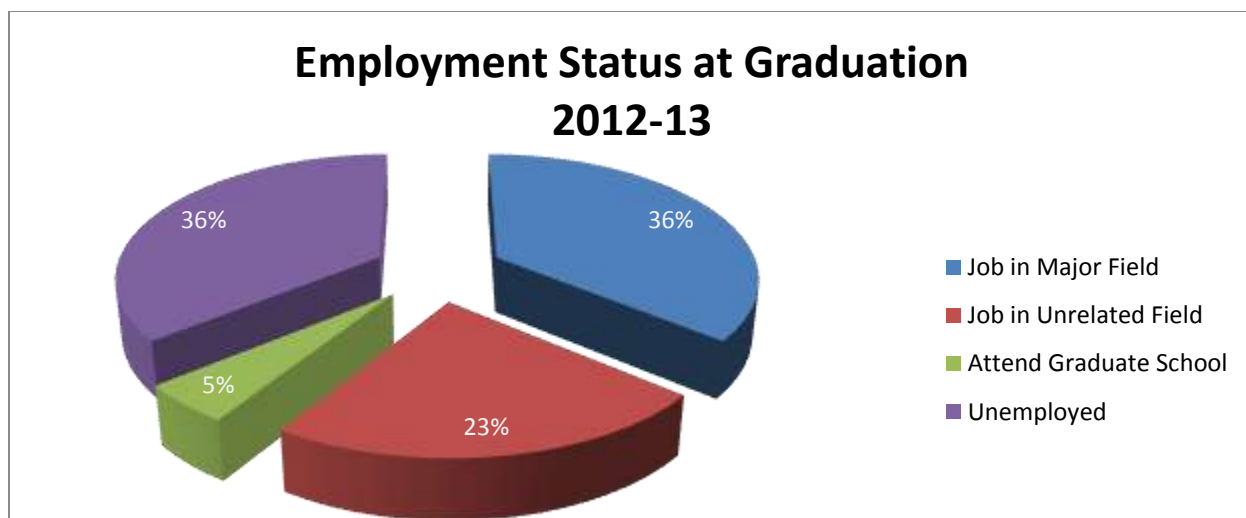
Graduates' Employment

Goal: on the date of graduation at least two-thirds of responding students will report that they are employed or plan to attend graduate school.



* 227 of 338 graduates (over 67%) completed a survey on graduation day.

* 132 of the 227 respondents (over 58%) were employed or planning to attend graduate school.



* 172 of 341 graduates (over 50%) completed a survey on graduation day.

* 109 of the 172 respondents (over 63%) were employed or planning to attend graduate school.

NCWC: 2011-12 and 2012-13 Career Services Graduate Survey

Licensing Examinations

Teacher Education is the only major at NCWC that culminates in a licensing examination. Students earning BS degrees in education must complete the PRAXIS II exam (the Pearson exam after 10/2014).

Goal: the overall pass rate for NCWC Education majors on the PRAXIS II will be at least 90%.

PRAXIS II Pass Rates*

Program	2014-2015	2013-2014
Elementary	1/2 or 50%	12/12 or 100%
Special Ed.	1/1 or 100%	1/1 or 100%
ELEM/SPE Double	1/1 or 100%	N/A
Middle Grades	1/1 or 100%	N/A
NCWC Overall Pass Rate	80%	100%
NC Overall Pass Rate	Not Yet Published	97.6%

*PRAXIS II was the required test until 9/30/2014. All fall 2014 NCWC students took the PRAXIS II test. We have no data yet for the new Pearson test which our first candidates took in spring 2015. Middle Grade Education students were not required to take PRAXIS II in previous years.