

North Carolina Wesleyan College

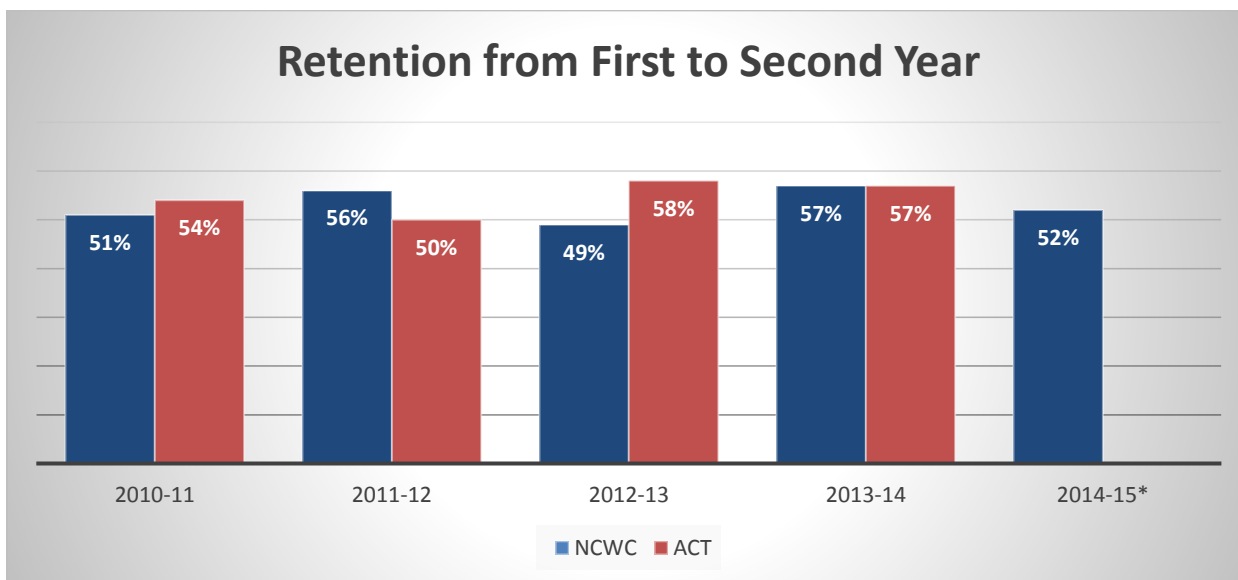
2015 Student Achievement and Success

North Carolina Wesleyan College (NCWC) monitors student achievement in a variety of ways. Examples include retention from first to second year, persistence to degree (graduation rate), preparation for graduate studies and/or employment, success in securing jobs or gaining admittance to graduate school, and outcomes for licensing examinations. Data for each of these are provided in the Student Achievement and Success Report.

In accordance with the SACSCOC policy statement on Institutional Obligations for Public Disclosure and Federal Requirement 4.1, NCWC provides and annually updates information regarding its goals for student achievement and the success of students in achieving those goals in the Student Achievement and Success Report.

Retention from First to Second Year

Goal: North Carolina Wesleyan's first to second year retention rates will exceed the national average for colleges with liberal freshman admissions policies as reported by [ACT](#).



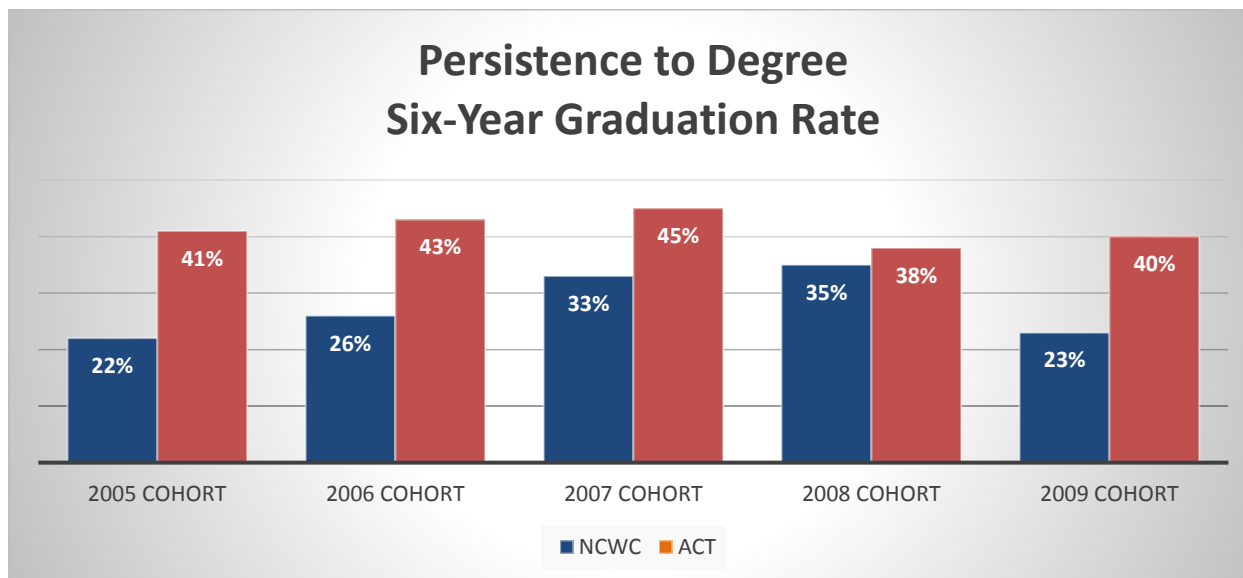
NCWC: FA2010 thru FA2014 First-time Freshmen Cohort Files

ACT: 2012 thru 2015 National Collegiate Retention and Persistence to Degree Rates

*ACT data was not available for 2014-15 on the date this report was created.

Persistence to Degree

Goal: North Carolina Wesleyan's six year graduation rates will exceed the national average of colleges with liberal freshman admissions policies as reported by ACT.

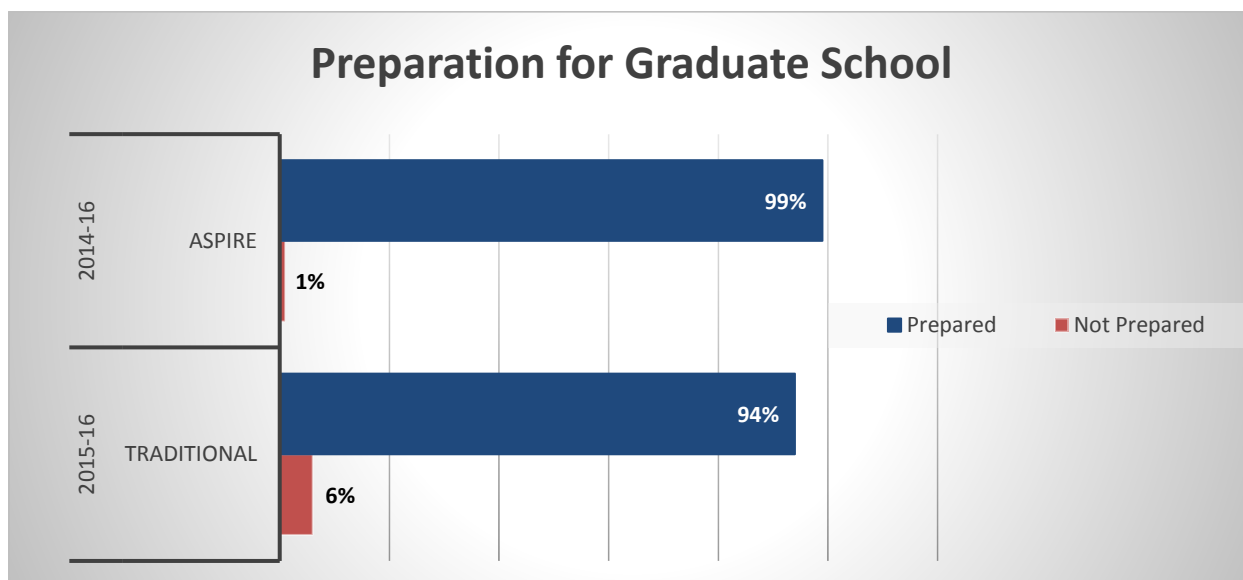


NCWC: FA2005 thru FA2009 First-time Freshmen Cohort Files

ACT: 2011 thru 2015 National Collegiate Retention and Persistence to Degree Rates

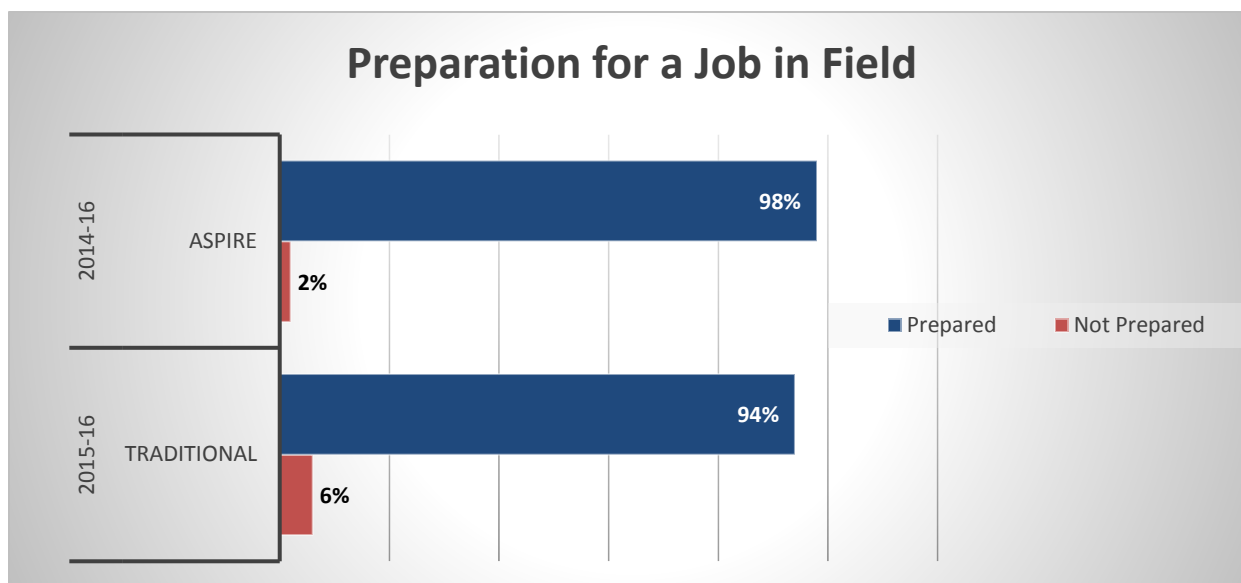
Students' Preparation for Graduate School

Goal: over 90% of graduating students will report NCWC prepared them for graduate school.



Students' Preparation for a Job in Field

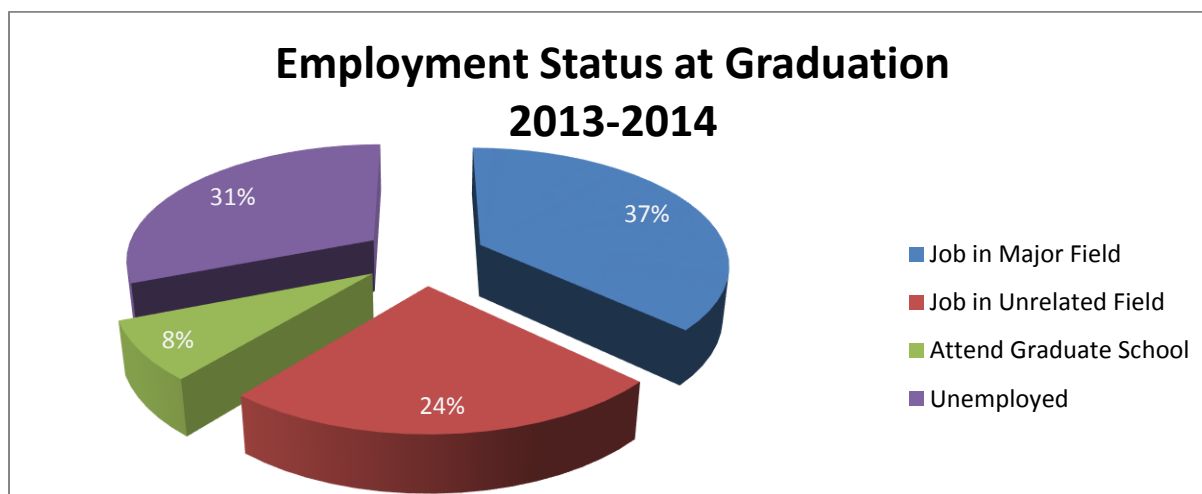
Goal: over 90% of graduating students will report NCWC prepared them for a job in the major field.



NCWC: 2015-16 Traditional Graduating Student Surveys and 2014-15 and 2015-16 ASPIRE Graduating Student Surveys

Graduates' Employment

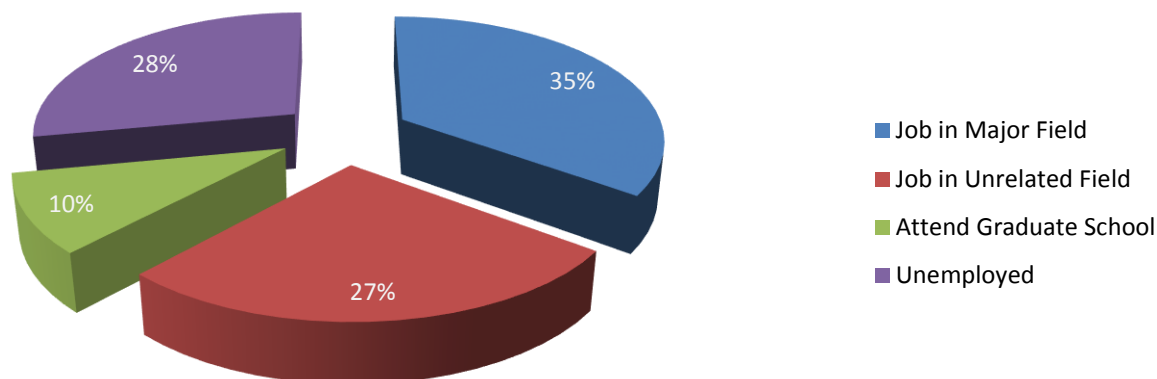
Goal: on the date of graduation at least two-thirds of responding students will report that they are employed or plan to attend graduate school.



* 180 of 248 graduates (over 72%) completed a survey on graduation day.

* 124 of the 180 respondents (nearly 69%) were employed or planning to attend graduate school.

Employment Status at Graduation 2014-2015



* 204 of 291 graduates (over 70%) completed a survey on graduation day.

* 147 of the 204 respondents (over 72%) were employed or planning to attend graduate school.

NCWC: 2013-14 and 2014-15 Career Services Graduate Survey

Licensing Examinations

Teacher Education is the only major at NCWC that culminates in a licensing examination. Students earning BS degrees in education must complete the PRAXIS II exam (the Pearson exam after 10/2014).

Goal: the overall pass rate for NCWC Education majors on the state licensure exam will be at least 90%.

TEACHER EDUCATION PERFORMANCE SUMMARY 2012 – 2016

ACADEMIC YEAR 2015-2016		
Students Enrolled in Program		10
Graduation Rate	90%	9/10
Average GPA of Program Completers	3.63	9
State Licensure Exam Passing Rate	50%	3/6
Job Placement Rates for Students Completing Licensure	100%	3/3

ACADEMIC YEAR 2014-2015		
Students Enrolled in Program		8
Graduation Rate	88%	7/8
Average GPA of Program Completers	3.41	7
State Licensure Exam Passing Rate ³	80%	4/5
Job Placement Rates for Students Completing Licensure	100%	4/4

ACADEMIC YEAR 2013-2014

Students Enrolled in Program		14
Graduation Rate	100%	14
Average GPA of Program Completers	3.54	14
State Licensure Exam Passing Rate	100%	14/14
Job Placement Rates for Students Completing Licensure	93%	13/14

ACADEMIC YEAR 2012-2013

Students Enrolled in Program		13
Graduation Rate	100%	13
Average GPA of Program Completers	3.67	13
State Licensure Exam Passing Rate	92%	12/13
Job Placement Rates for Students Completing Licensure	100%	12/12